

CONGRATULATIONS ON THE PURCHASE OF YOUR DES SOL PRODUCT.

Part Number : DSJLFRP-G4
Part Description : Des Sol Left Front Recovery Point GEN4 (2019 - Current)
Vehicle : Suzuki Jimny 2019 – Current

WARNING

NOTE THE FOLLOWING:

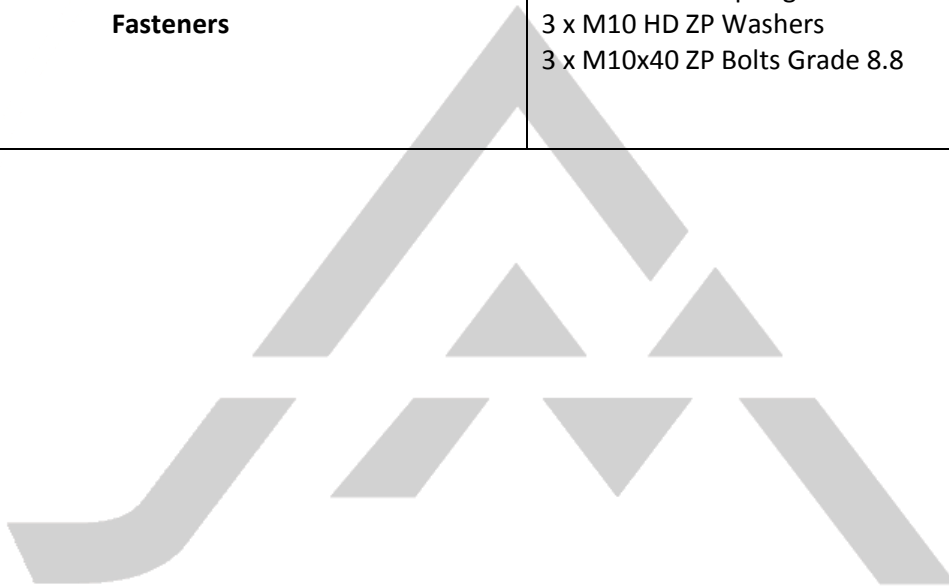
- THIS PRODUCT MUST BE INSTALLED EXACTLY AS PER THE FITTING INSTRUCTIONS BELOW AND ONLY THE HARDWARE SUPPLIED WITH THIS PACK IS TO BE USED
- IN THE EVENT OF DAMAGE TO THE LEFT FRONT RECOVERY POINT , CONTACT YOUR NEAREST DES SOL SUPPLIER – REPAIRS OR MODIFICATIONS MUST NOT BE ATTEMPTED ON THE RECOVERY POINT.
- THIS PRODUCT AND MOUNTING COMPONENTS MUST NOT BE MODIFIED IN ANY WAY
- DO NOT REMOVE LABELS FROM THIS PRODUCT

Tools required for installation:

- Ratchet & Sockets:
 - 17mm socket
- Spanners
 - 17mm spanner
- Torque wrench (19-110)

ITEMS CONTAINED IN THIS KIT

Main Body	1 x Main left front recovery bracket
Bow Shackle	1 x 3.25T Bow Shackle
Fixing Plates	1 x Type A 1 x Type B
Fasteners	3 x M10 HD ZP Spring Washers 3 x M10 HD ZP Washers 3 x M10x40 ZP Bolts Grade 8.8







LEFT FRONT RECOVERY POINT INSTALLATION



1. Secure the main Left Front Recovery Bracket into place by sliding the location ribs into the round tube located on the side of the chassis.

LEFT FRONT RECOVERY POINT INSTALLATION

 <p>SEE NOTE 2.</p>	<p>2. Ensure that the location rib on the back of the main Left Front Recovery bracket is placed between the “V” of the original tie down point.</p>
 <p>SEE NOTE 4.</p>	<p>3. Fit fixing plate A into place and loosely insert two M10x40 bolts.</p> <p>4. Ensure that the strengthening ribs are facing away from the main Left Front Recovery bracket.</p>
 <p>SEE NOTE 6.</p>	<p>5. Fit fixing plate B and loosely insert the M10x40 bolt.</p> <p>6. Bent tab is to be located between the “V” of the original tie down point, facing towards the main Left Front Recovery bracket.</p>
	<p>7. Tighten the three M10x40 bolts that secure the Left Front Recovery point to the vehicle (Torque to 50N-m)</p>